

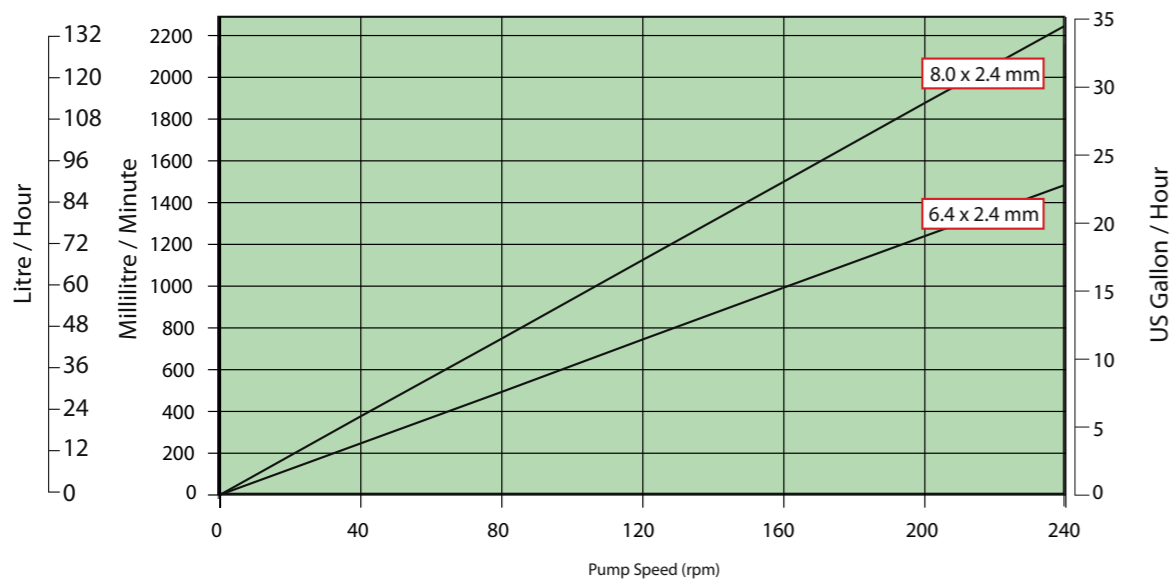
M1500

Robust polycarbonate ABS blend casing.

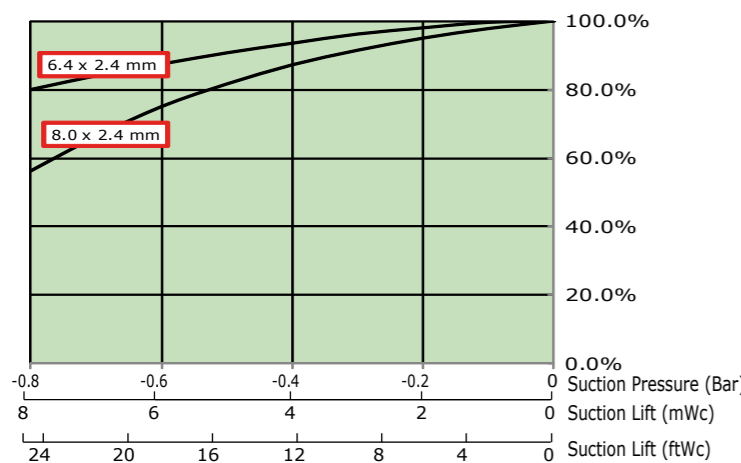
- Flow rates to 2.2 l/min (35 US GPH)
- D.C. motor options provide speed/flow rate variations
- Typically used in:
 - Vending,
 - Chemical dosing
 - Crop spraying



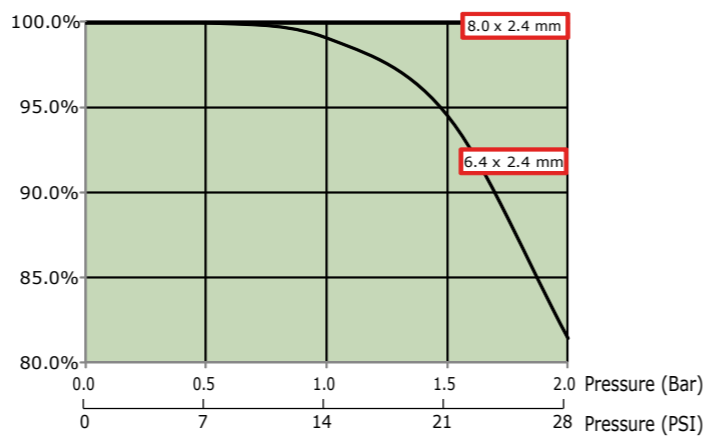
M1500 Free Flow Curve



Suction



Discharge



Flow rates with water at 20 °C (68 °F)

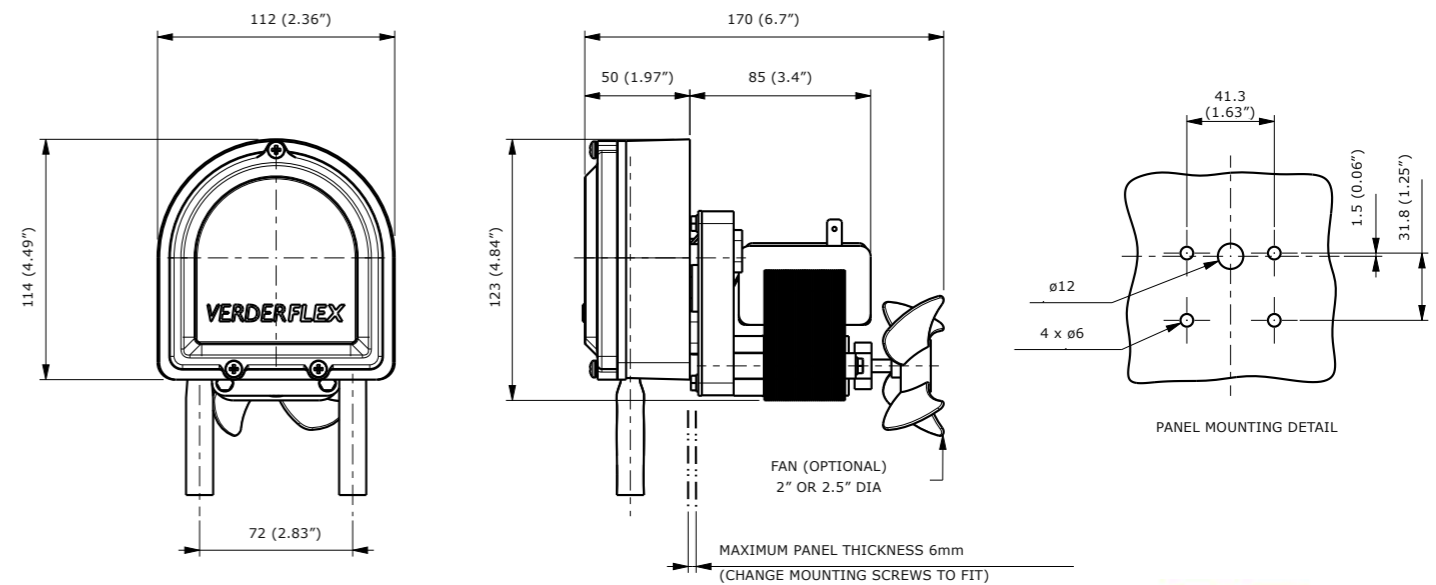
Technical Overview

Function	Detail
Pump head	Black cycloy with support bearing
Motor	Asynchronous shaded pole motor with thermal protection and cooling fan spur gearbox
Rotor	2-roller design, Nylon 6, with Acetal polymer rollers
Power Supply	12/24V D.C. 30W, robust motor 100W or 110/220/240V 50/60Hz 290W
Tube	Verderprene, Silicone, Viton® and Tygon®
Tube Sizes	6.4 x 2.4mm, 8.0 x 2.4mm
Weight	1.8 kg (4.0 lb)

Tube Size Options

Tube (ID x WT)	65 RPM	85 RPM	125 RPM	176 RPM
6.4 x 2.4 mm (1/4" x 3/32")	0.4 l/min 24.3 l/hr 6.4 GPH	0.5 31.8 8.4	0.8 46.8 12.4	1.0 65.9 17.4
8.0 x 2.4 mm (5/16" x 3/32")	0.6 l/min 36.4 l/hr 9.6 GPH	0.8 47.6 12.6	1.2 69.8 18.5	1.6 97.5 26.0

General Arrangement Drawing and Mounting Positions



All dimensions in millimetres and inches



09-7434264 072-2127007
www.abmoli.com